




# Toshiba Satellite L755-S5244 Keyboard Replacement

Replacement guide for the Toshiba Satellite L755-S5244 keyboard.

Written By: Matthew Sai



---

## INTRODUCTION


If your Toshiba Satellite L755-S5244 keyboard will not respond as a whole, or if a significant amount of individual keys will not respond, it should probably be replaced.

---

### TOOLS:


- [Phillips #0 Screwdriver](#) (1)
-

## Step 1 — Keyboard



- Unsnap and remove the bar above the keyboard.


## Step 2



- Unscrew the four 4mm Phillips #0 screws beneath the bar.



## Step 3



- Pull keyboard up and partially out.
- Detach conductor ribbon.
- Slide keyboard out completely.

To reassemble your device, follow these instructions in reverse order.